

## **General Overview**

### ***What is a Capital Improvement Plan?***

A Capital Improvement Plan (CIP) is a five-year expenditure plan that addresses the acquisition of property and equipment, new construction and other major improvements to existing public facilities. The first year of the CIP is incorporated into the Manager's Recommended Budget as the Capital Budget component for the respective year.

Each locality establishes its own criteria for capital improvement projects. The criterion established by the City of Hampton is that a capital project must have a total cost in excess of \$50,000 and a life expectancy of at least five years, at a minimum. Although the nature and scope of capital improvement projects vary, each project can usually be classified into one of the following Strategic Priority categories:

1. ***Economic Growth*** – generating the resources necessary to support the services the community desires and produce quality jobs for our citizens
2. ***Place Making*** – creating vibrant and authentic places that reflect and celebrate the unique culture, history and character of our community
3. ***Living with Water*** – addressing coastal resiliency, reoccurring flooding, waterways and environmental sustainability while enhancing our tax base and quality of life
4. ***Educated and Engaged Citizenry*** – partnering with the Schools System, Hampton University, Thomas Nelson Community College and other formal and informal educational providers to keep, develop and attract a talented citizenry that will have a positive impact on their community and be able to succeed in the global economy
5. ***Safe and Clean*** – ensuring that all Hampton citizens and businesses are safe, healthy and secure in their persons and property
6. ***Good Government*** – attracting, retaining, developing and rewarding high quality public servants that are committed to being stewards of community resources and trust, providing great customer service and demonstrating the highest level of ethical conduct
7. ***Family Resilience & Economic Empowerment*** – addressing poverty in ways that support families and individual.

### ***Objectives of the Capital Improvement Plan***

The objectives of the Capital Improvement Plan serve to:

- Prepare the Capital Budget component of the Manager’s Recommended Budget. The capital improvement plan serves as one of many planning tools used during the budget development process.
- Maintain and protect the City’s current bond rating by ensuring that conservative fiscal parameters are exercised when scheduling and implementing projects.
- Balance the City’s need for new and/or enhanced economic development with existing development and capital renewal needs.
- Address and implement critical initiatives outlined in the Council Approved Strategic Area Master Plans which can be accessed on the internet at [www.hampton.gov/community-plan](http://www.hampton.gov/community-plan) under the “Strategic Master Plans” section.
- Merge the Hampton City Schools’ capital improvement plans with the City’s process.

### ***Development Process and Discussions***

The annual development process commences with reviewing/analyzing project funding requests. Suggested projects come from a variety of sources such as City departments, City Council, citizen groups and local business communities {referred to as business improvement districts [BIDs] in the City of Hampton}. It is recommended that project submissions from citizen groups and BIDS be submitted through and advocated by a City department to ensure the required due diligence is performed, i.e. feasibility study, cost analysis, etc. At the conclusion of the funding request review process, the CIP Committee meetings commence.

The CIP Committee is comprised of Assistant City Managers, Director of Budget and Strategic Initiatives, Director of Public Works, City Engineer, Director of Economic Development, Director of Finance, Director of Parks and Recreation, Chief City Planner from Community Development, a representative from Hampton City Schools and the CIP Coordinator. Over several months, the CIP Committee takes several steps, which are listed below in general terms, to develop a proposed plan.

- Review and categorize all funding requests (newly submitted requests and unfunded requests from previous years) based on an agreed upon set of criteria.
- Host ‘input forums’ for the community and with various community partner groups to obtain their input on potential projects and other areas of concern as it relates to capital investments in the community.
- Review and confirm various revenue sources as well as the proposed Plan’s compliance with the City’s Financial Policies as it relates to debt capacity/affordability.

Once a consensus has been reached on a proposed Plan, yearly expenditure and revenue schedules are developed for each project. The proposed Plan is then presented to the governing body and the community at a public hearing to allow for public comment.

After the public hearing requirement has been satisfied, the proposed CIP is adopted, by vote, as the Council Approved CIP, the first year of which is incorporated as the Capital Budget component of the annual budget for that respective year. The Manager’s Recommended Budget must be submitted to the City Council by April 15<sup>th</sup> and approved by May 15<sup>th</sup> per statutory requirement. To keep the CIP a revolving five-year plan, one year is added into the future as the plan is developed each year.

Significant recurring expenditures included in the Capital Budget are listed below with further explanation:

- **Living with Water ..... \$5,088,130:**

Included in the five year CIP are projects that continue to specifically address the federal TMDL (total maximum daily load) or “pollution diet” requirements which will limit the nutrient and pollution runoffs into the Chesapeake Bay. Projects are initiated by watershed studies which are used to determine the location and type of best management practices (BMPs) to be installed or retrofitted, i.e. bioretention, wet ponds, etc. These activities will be funded by a recurring increase in the Stormwater User Fee (commercial and residential).

The Stormwater User Fee is the legal vehicle the Commonwealth of Virginia gives localities to generate revenue in order to comply with the mandates for dealing with the water quality management guidelines, emanating from the Federal government through the EPA. DEQ then monitors localities performance in meeting the requirements. The current rate is \$7.83 per 2,429 square feet of impervious area, per month. The commercial property rate is equivalent to the residential unit, which in Hampton is 2,429 square feet of impervious area. The user fee also funds recommendations made by Hampton’s Citizen Waterway Management Report to address items such as water quantity due to sea level rise. Also included is funding to educate the community on steps that can be taken to minimize the amount of nutrients entering the waterways.

- **Hampton City Schools “One-to-One” Technology Initiative ..... \$1,000,000:**

The Hampton City Schools will benefit from a dedicated real estate tax increase to equip students with digital electronic devices to enhance instruction and provide access to educational content and resources.

Please reference the “*Supplemental Information*” for a schedule of Taxes and Fees.”

***Revenue Sources***

Each project is funded by one or more revenue source. It is the City’s goal to use pay-as-you-go funding for annual, recurring maintenance-type projects. Revenues that the City of Hampton utilizes come from several sources and can be grouped into one of the following four broad categories: federal and state government, General Obligation Bond Proceeds, dedicated funding sources and the General Fund.

**Federal and State Government:** Revenues from the federal and state government, such as the Virginia Department of Transportation (VDOT) Revenue Sharing program, are typically one-time and dedicated for specific types of projects such as street improvements. In some instances, a match is required from the City.

- VDOT Highway Safety Improvement Plan Fund ..... \$ 75,044
- VDOT Smart Scale Funding ..... \$1,023,000
- VDOT Revenue Sharing State Match ..... \$ 760,185

**General Obligation Bond Proceeds:** Many localities fund capital projects using General Obligation Bond Proceeds. Bond proceeds, which work similarly to mortgage loans, are governed strictly by federal and state laws and regulations. The repayment of bonds is usually long-term, i.e. 20 years. In most cases, government regulations require bond proceeds be expended on one-time capital projects within a certain amount of time after the issuance.

- General Obligation Bond Proceeds (City) ..... \$ 7,314,418
- General Obligation Bond Proceeds (Schools) ..... \$ 5,287,500

**Dedicated Funding Sources:** At times, the City will dedicate revenues received from certain taxes and fees, as well as land sales, to fund specific projects. An example would be the Sewer User Fee, a portion of which is dedicated to funding drainage improvement projects.

- Stormwater Fund-Fund Balance..... \$1,453,100
- Stormwater Fund ..... \$3,080,030
- Wastewater Fund ..... \$4,390,000
- Dedicated Tax Rate Increase for Hampton City School Investments ..... \$1,000,000

**Contributions from the General Fund:** The General Fund is the primary depository of taxes and fees collected for the general operation of the City. The Council Approved Financial Policies dictate the annual use of a minimum of 2%, but no more than 6%, of the estimated General Fund revenues for capital improvements. These funds generally support maintenance-type projects and one-time only capital expenditures.

- General Fund Balance Transfer ..... \$3,624,401
- General Fund Operating Revenue ..... \$3,058,866

***Financial Policy Statement***


The financial parameters for pay-as-you-go funding for capital improvement projects are that no less than two percent (2%) of estimated revenue for the annual operations of the City, less Schools, shall be devoted to capital expenditures. The total estimated General Fund operating revenues for fiscal year 2018 are \$337,720,309. To adhere to this policy, contributions from the General Fund (GF) which include General Fund Balance Transfer; General Fund Operating Revenues including revenues from a dedicated tax rate increase for City investments in the Master Plans strategic areas; Urban Maintenance Contributions and the revenue sharing local match required by the Virginia Department of Transportation (VDOT) cannot be less than \$6,754,406. For fiscal year 2018, the total amount of funds being transferred from the General Fund to the Capital Projects Fund is \$14,038,105 or 4.16% which is within the City's financial parameters.

A second tier to the City's financial policy was adopted on April 11, 2007 by City Council and states a minimum of 10% to 15% of the total capital improvement expenditures, over a rolling five-year period, shall be funded from General Fund revenues. The five-year CIP totals \$210,452,102 and the 10% to 15% minimum to be funded from General Fund revenues is equal to \$21,045,210 and \$31,567,815 respectively. The City anticipates funding \$70,621,057 or 34% from General Fund revenues. This amount is in compliance with the policy parameters.

For information on the financial policies regarding the maximum amount of debt that the City can issue, please reference the "***Financial Summaries and Policies***" section of the Fiscal Year 2018 Council Approved Budget document.

Some capital projects have a direct impact on the City's operating budget once the project is acquired or completed. This impact may require on-going expenses for personnel, operating costs and capital outlay. Refer to the schedule entitled "***Capital Budget Impact on Operating Budget***" in this section regarding those projects and the anticipated impact on the operating budget. Projects funded through debt financing also impact the operating budget through on-going debt service expenses.

## **CAPITAL IMPROVEMENT PLAN (CIP) TIMELINE**



Commencement of Annual Process and Staff Preparation for CIP Committee Meetings  
**July 2016 - September 2017**

CIP Committee Meetings  
**September 2016 – February 2017**

Development of the FY 2018-2022 Capital Improvement Plan (CIP)  
in conjunction with the FY 2018 Manager's Recommended Budget  
**November 2016 – April 2017**

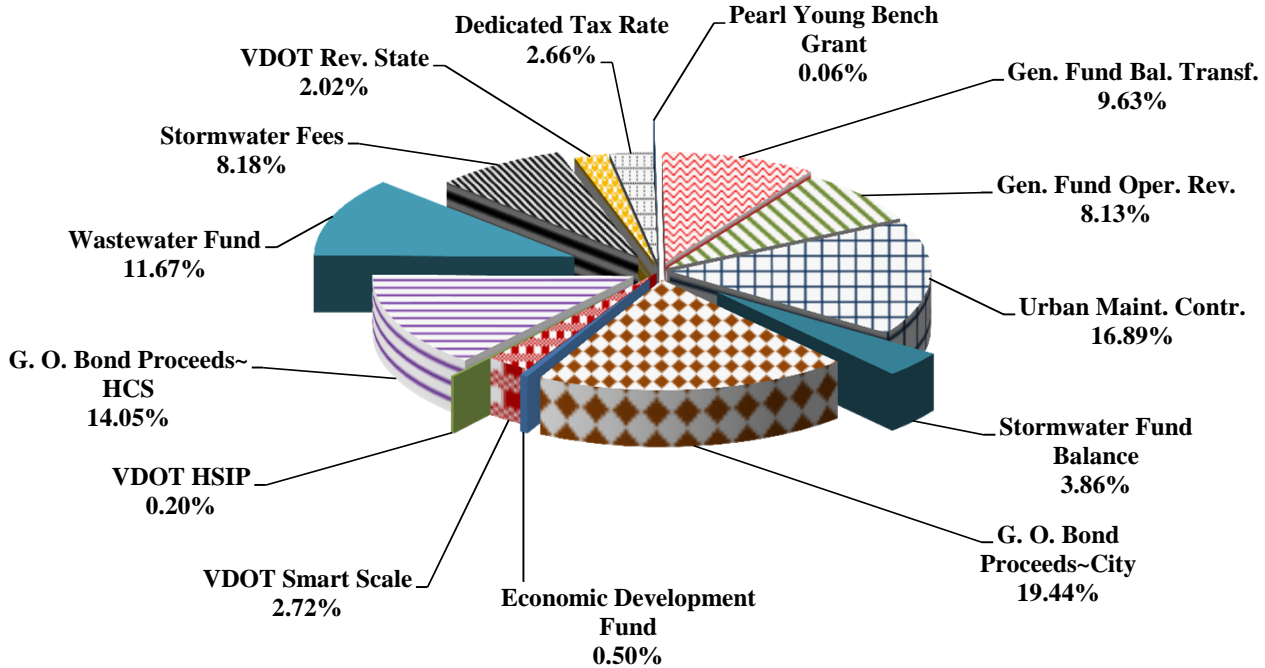
Community Educational/Input Sessions  
**January 2017 – March 2017**

Planning Commission's Public Hearing  
**April 20, 2017**

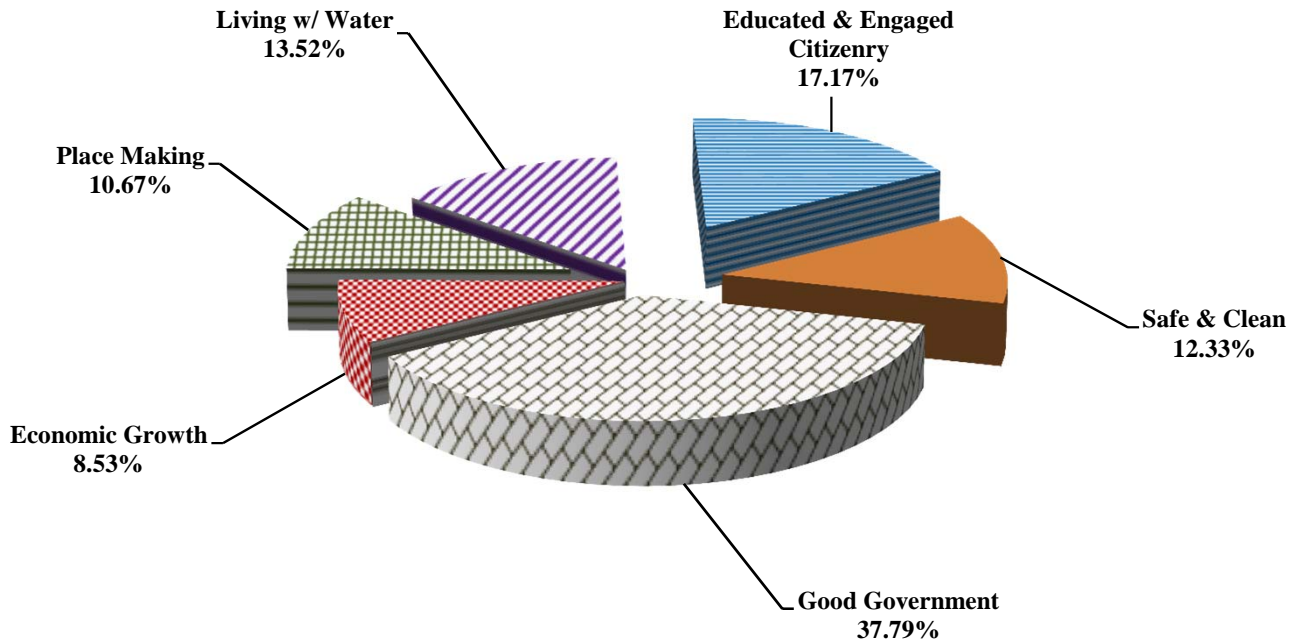
City Council's Public Hearing and Action  
**April 26, 2017**

Approval of Manager's Recommended Budget which  
incorporates first year of Council Approved FY 2018-2022  
Capital Improvement Plan as the Capital Budget  
**May 10, 2017**

**Capital Budget Revenues**



**Capital Budget Expenditures**



<u>Revenue Sources</u>	<u>Amount</u>
General Fund Balance Transfer (GFB)	\$3,624,401
General Fund Operating Revenues (GFR)	3,058,866
<i>Dedicated Tax Rate Increase for Schools Investments*</i>	1,000,000
Urban Maintenance Contribution (UMC)	6,354,838
<b>Subtotal - General Fund Revenues</b>	<b>14,038,105</b>
Economic Development Fund (EDF)	\$187,500
General Obligation Bond Proceeds (BP) ~ City	7,314,418
General Obligation Bond Proceeds ~ Schools (BP-S)	5,287,500
Pearl Young Bench Grant (PYBG)	23,355
Stormwater Fund (SWF)	3,080,030
Stormwater Fund - Fund Balance (SWF-FB)	1,453,100
VDOT Smart Scale Program Funding	1,023,000
VDOT Highway Safety Improvement Program Funding	75,044
VDOT Revenue Sharing Match (VDOT-State)	760,185
Wastewater Fund (WW)	4,390,000
<b>Subtotal - Other Revenues</b>	<b>23,594,132</b>
<b>Grand Total Revenues</b>	<b>37,632,237</b>

<u>Project Descriptions/Council Strategic Priorities by Category</u>	<u>Amount</u>
--	---------------

**Educated & Engaged Citizenry**

**Hampton City Schools Maintenance Projects**

General Maintenance Projects .....	\$2,387,500
School Investment Plan Major Renovation Projects .....	2,900,000
Assist Hampton City Schools with routine and enhanced maintenance projects such as replacing roofs, HVAC units, boilers, fire alarm systems and refurbishing hallways and restrooms, etc.	

**Hampton City Schools "One-to-One" Technology Initiative\***

Equip students with digital electronic devices to enhance instruction and access to educational content and resources. Use of the digital electronic devices will be phased in by grade or course levels until all students in specified grades/courses have devices. A "refresh" is planned for year 4 of the initiative. Beginning in the fifth year, 1/3 of all devices will be refreshed annually.	1,000,000
--	-----------

**Thomas Nelson Community College [TNCC] Site Improvements**

State mandated contribution towards the site improvements at Thomas Nelson Community College (TNCC) based on the number of Hampton residents enrolled.	172,303
--	---------



<u>Project Descriptions/Council Strategic Priorities by Category</u>	<u>Amount</u>
<b>Living with Water Projects</b>	
<p><b><u>Air Power Park Water Quality Improvements</u></b></p> <p>The scope of the project is to create a stormwater basin (BMP) to treat stormwater run-off. This project will provide stormwater treatment for future CIP projects as described in the Coliseum Master Plan.</p>	115,000
<p><b><u>Buckroe Avenue Wetland</u></b></p> <p>This improvement involves the construction of a stormwater wetland northeast of the intersection of Buckroe Avenue and Ralph Street.</p>	200,000
<p><b><u>Buckroe Shopping Mall Wetlands</u></b></p> <p>Construction of a regional stormwater management facility to reduce flooding and treat stormwater runoff. The proposed constructed wetlands will be on managed open space near the Buckroe Shopping Mall.</p>	175,000
<p><b><u>Cherry Acres Swale Conversion</u></b></p> <p>This project consists of deepening and widening an existing channel bottom to 10 feet and establishing 2:1 side slopes.</p>	64,300
<p><b><u>Coliseum Lake Weir Repair</u></b></p> <p>A geotechnical study of the existing weir indicated that since the initial 2013 study of the dam embankment, water is migrating through the embankment due to unsuitable material, which could lead to dam failure.</p>	75,000
<p><b><u>Jones Magnet Middle School Detention Pond</u></b></p> <p>Jones Magnet construction of stormwater management facility to reduce flooding and treat stormwater runoff. The proposed stormwater wetlands will be on undeveloped property that is currently underutilized by the elementary school</p>	90,000
<p><b><u>Kecoughtan Road Construct Wetland</u></b></p> <p>Construction of a stormwater management facility in the parcels northwest of the Kecoughtan Road and W. Sunset Road intersection.</p>	66,200
<p><b><u>King Street Wetland</u></b></p> <p>This project consists of creating a wetland and a spillway, to treat stormwater prior to outfall to the I-64 ditch.</p>	101,900
<p><b><u>Linear Wetland {Mohawk/Eastmoreland}</u></b></p> <p>This project will deepen and widen an existing ditch and provide 2:1 side slopes. Water quality will be provided by adding a weir to create a linear wetland.</p>	49,700

<u>Project Descriptions/Council Strategic Priorities by Category</u>	<u>Amount</u>
<b>Living with Water Projects (cont.)</b>	
<p><b><u>Merrimack Elementary Wetland</u></b></p> <p>Construction of stormwater management facility to reduce flooding and treat stormwater runoff. The proposed stormwater wetlands will be on undeveloped property that is currently underutilized by the elementary school. It is anticipated this facility will contribute approximately 20 lbs phosphorous removal per year to meet the Chesapeake Bay TMDL nutrient goals.</p>	273,130
<p><b><u>Neighborhood Stormwater Improvements</u></b></p> <p>Construct drainage improvements in existing residential neighborhoods to facilitate proper drainage of runoff from public streets and/or to improve maintenance of street infrastructure that would improve drainage.</p>	585,000
<p><b><u>Pochin Place/Indian Creek</u></b></p> <p>Installation of a wetlands bank and/or stormwater quality retrofit basin in the Pochin Place/Indian River Creek area. Project will address stormwater flow issues while achieving TMDL water quality benefits.</p>	\$1,453,100
<p><b><u>Thomas Eaton Middle Bioretention</u></b></p> <p>This improvement involves the construction of Bioretention areas on school property. These Bioretention areas will treat stormwater runoff and provide extended detention of stormwater flows from the school building and adjacent grounds. The project could also include educational features such as trails and signage that the school system could incorporate into the curriculum.</p>	210,000
<p><b><u>Water Quality Improvement from on-going Watershed Studies</u></b></p> <p>This project involves funding various to-be-determined water quality CIP projects from future watershed studies.</p>	389,800
<p><b><u>William Cooper Elementary Dry Pond</u></b></p> <p>This improvement involves the construction of two dry swales adjacent to the school. The proposed dry swales are approximately 0.45 acres in combined size and are located on the school's property. Surface runoff from the school building roof and adjacent areas would be diverted to the dry swales. The project could also include educational features such as trails and signage that the school system could incorporate into the curriculum.</p>	135,000
<p><b><u>Winchester Drive Drainage Improvements</u></b></p> <p>Per the Back River - Lake Shores Watershed Plan, improvements include upgrading storm drains, creation of stormwater BMPs, and ditch restoration.</p>	550,000

<u>Project Descriptions/Council Strategic Priorities by Category</u>	<u>Amount</u>
<b>Living with Water (Non-Stormwater Projects)</b>	
<p><b><u>Buckroe Beach Nourishment</u></b></p> <p>Buckroe Beach is a federal flood reduction project. On June 16, 2004, the city executed a cost share agreement with the Federal Government. Subsequent to this agreement the Federal Government no longer provides nourishment funding under the Continuing Authorities Program. This project will include an engineering study for future beach replenishment.</p>	\$250,000
<p><b><u>Gosnold Hope Park Maintenance Dredge</u></b></p> <p>The project consists of maintenance dredging of a small-boat channel located in Coopers Creek at Gosnold Hope Park. Dredge spoils will be de-watered in a containment area located near the dredging operation, which was previously utilized for the 2008 maintenance dredging project.</p>	305,000
<b>Good Government Projects</b>	
<p><b><u>Citywide Flashing Yellow Traffic Signals</u></b></p> <p>This VDOT federally funded HSIP project that will replace the five-section protected-permissive left turn signal head with the "flashing yellow" signal for eighteen (18) signal locations citywide.</p>	\$75,044
<p><b><u>Citywide Street Resurfacing</u></b></p> <p>Resurface and/or reconstruct arterial and residential streets throughout the City. A street resurfacing schedule is developed annually by the Department of Public Works.</p>	5,984,838
<p><b><u>Contingency Funds</u></b></p> <p>Funding source to cover cost overruns and change orders for previously approved General Fund projects that exceed the original estimated cost due to increases in materials, labor, project delays, etc.</p>	100,000
<p><b><u>Infrastructure Rehabilitation Program</u></b></p> <p>A series of rehabilitation projects to assist the City in meeting the requirements of the regional consent order mandated by the Department of Environmental Quality (DEQ). The rehabilitation plan includes upgrading and/or replacing portions of the sanitary sewer system (Flow Area 208 which is in the Claremont Area of Hampton). This is 1 of 83 flow basins that will need rehabilitation over the next 25 years. Overall project cost is estimated at \$140 million.</p>	4,390,000
<p><b><u>Maintenance of Public Properties</u></b></p> <p>Inspect, evaluate, design and repair or replace existing major building systems and components to include HVAC, structural, electrical and plumbing in selected buildings.</p>	2,500,000

<u>Project Descriptions/Council Strategic Priorities by Category</u>	<u>Amount</u>
<b>Good Government Projects (cont.)</b>	
<p><b><u>Re-engineering Technology</u></b></p> <p>Re-engineering projects enhance service delivery and improve customer satisfaction. Teams are comprised of customers and employees who partner to re-design applicable processes for cost effectiveness while improving speed, quality and convenience of services. Since its inception, funding has been utilized to connect all City departments to the financial system through personal computer networks and develop a one call, one contact customer information and problem resolution/response line - "311."</p>	100,000
<p><b><u>Salt Dome Replacement</u></b></p> <p>Funding for design and replacement of existing Salt Dome building structure to support inclement weather preparations.</p>	1,200,000
<p><b><u>Street Resurfacing-VDOT Allocation to Fort Monroe</u></b></p> <p>Resurface and/or reconstruct arterial and residential streets throughout Ft. Monroe.</p>	370,000
<b>Economic Growth Projects</b>	
<p><b><u>Commerce Drive Extension</u></b></p> <p>This VDOT Revenue Sharing Project will consist of a 1025-foot long, 2-lane roadway extension of Coliseum Drive from Convention Drive to Mercury Boulevard, including signals and traffic services, streetscape improvements, sidewalks and associated ADA-compliant pedestrian facilities.</p>	1,150,000
<p><b><u>Coliseum Drive Extension Phase A</u></b></p> <p>This VDOT Revenue Sharing &amp; Smart Scale Project will consist of a new 1650-foot long, 4-lane roadway extension of Coliseum Drive from Hampton Roads Center Parkway to Butler Farm Road.</p>	1,023,000
<p><b><u>Hampton Roads Center Improvements</u></b></p> <p>Improvements to the Hampton Roads Center parkway.</p>	187,500
<p><b><u>Housing Improvement Grants</u></b></p> <p>The Housing Improvement Grant program provides funding to continue the expansion of the Curb Appeal Matching Grant Program to neighborhoods included within adopted Master Plans areas. Program provides matching grants for exterior property improvements that are consistent with the Curb Appeal Guide for the area. Grant recipients are required to match the City's contribution dollar for dollar.</p>	100,000

<u>Project Descriptions/Council Strategic Priorities by Category</u>	<u>Amount</u>
<b>Economic Growth Projects (cont.)</b>	
<p><b><u>Strategic Acquisition City</u></b></p> <p>Funding for acquisition of strategic property throughout the City of Hampton. Property is needed to further the Downtown Master Plan recommendations for revitalization and to assist with the city's economic development objectives for business.</p>	750,000
<b>Safe &amp; Clean Projects</b>	
<p><b><u>Emergency Operations Center (EOC) Parking Lot</u></b></p> <p>This project consist of parking lot construction to support the 911/Emergency Operations Center to be located in Fire Station 11.</p>	\$200,000
<p><b><u>Blighted Property Acquisition and Demolition</u></b></p> <p>Acquisition and demolition of strategically located and general blighted properties in various neighborhoods. This activity has been a key strategy in halting disinvestments in Hampton's neighborhoods. Supplemental funding from the Community Development Block Grant allow blighted property acquisition and demolition to continue at an acceptable level.</p>	250,000
<p><b><u>Commercial Blight Abatement and Redevelopment</u></b></p> <p>Acquisition and demolition of strategically located and general blighted commercial properties.</p>	\$600,000
<p><b><u>Jail Repairs</u></b></p> <p>Improvements and upgrades to Community Corrections Facility's security system and kitchen equipment.</p>	627,000
<p><b><u>Motorola Lease Payment</u></b></p> <p>Lease purchase payment for recently upgraded radio system which was acquired to conform to the Federal Communications Commission (FCC) recommended Project 25 (P25) standards.</p>	1,756,289
<p><b><u>Police Patrol Vehicles</u></b></p> <p>The Police Division is submitting a request for patrol vehicles to support the 12 new Patrol Officer positions.</p>	477,900
<p><b><u>Replacing LifePaks12</u></b></p> <p>Funding to replace LifePak 12 with more advanced LifePak 15. The LifePak 12s are older technology and they have now reached their useful "shelf life".</p>	727,492

<u>Project Descriptions/Council Strategic Priorities by Category</u>	<u>Amount</u>
<b>Place Making Projects</b>	
<p><b><u>City-wide and Downtown Landscaping Enhancements</u></b></p> <p>Replace dead trees and damaged plant materials City-wide. Improve plant beds and the appearance of public grounds with seeding, fertilization and weed control. Improve the general appearance of downtown Hampton by planting and/or replacing shrubs, flower beds and various ground coverings at selected public facilities, major thoroughfare medians and other highly visible areas.</p>	\$100,000
<p><b><u>Community Sailing Center {Fort Monroe}</u></b></p> <p>Design and construct a community sailing center at Fort Monroe to support sailing education and Hampton's youth.</p>	415,000
<p><b><u>King Street Bus Stop Improvements</u></b></p> <p>Bus stop enhancements to coincide with the ongoing N. King Street Streetscape Improvement. Enhancements include a bench and trash receptacle on a concrete paver pad at nine specific locations along N. King Street.</p>	29,871
<p><b><u>Neighborhood Improvement Funding</u></b></p> <p>Funding for neighborhood-level public improvements such as signage, landscaping, etc. Project proposals are reviewed and approved by the Hampton Neighborhood Commission. Neighborhood groups are required to provide a 10% match and demonstrate that the project is one of the neighborhoods highest priorities based on a neighborhood outreach and input process.</p>	100,000
<p><b><u>North King Street Streetscape {Lincoln Street to I-64}</u></b></p> <p>Streetscape enhancements to North King Street between Lincoln Street and I-64. Improvements include street and pedestrian lighting, sidewalks, crosswalks and landscaping. This project, which is recommended in the 2014 Downtown Hampton Master Plan, is intended to provide a safe and attractive pedestrian environment for citizens and visitors.</p>	370,370
<p><b><u>Parks, Recreation and Leisure Services Maintenance</u></b></p> <p>City-wide improvements projects at schools, parks and other public facilities to include construction and resurfacing of walking paths; resurfacing of tracks and tennis courts and replacement of playground and outdoor fitness stations.</p>	2,500,000
<b>Grand Total Project Expenditures</b>	<b><u><u>\$37,632,237</u></u></b>

**CAPITAL BUDGET IMPACT ON OPERATING BUDGET**

Reflected below are Council approved capital projects whose implementation has a direct impact on the City's General Fund operating budget. Please note that this list is not representative of the entire list of capital projects approved for funding in fiscal year 2017.

**Impact on Operating Expenses**  
*{by the three expenditure categories}*

Maintenance of Public Properties/ Performance Support	FY17 Project Amount	Personnel Costs	Operating Expenses	Capital Outlay
Public Facility Improvements	2,000,000	49,172	0	0
<i>Total</i>		<b>49,172</b>	<b>0</b>	<b>0</b>
<i>Comments: The figures reflected are estimates only. Funding supports project implementation such as project management; additional/on-going architectural and engineering design; limited construction materials and supplies; contracting costs for subsequent landscaping maintenance for acquired property and various use permits.</i>				

Neighborhood Support	FY17 Project Amount	Personnel Costs	Operating Expenses	Capital Outlay
Blighted Property Acquisition and Demolition	250,000	15,000	5,000	0
Housing Improvement Grants	100,000	15,000	5,000	0
Neighborhood Improvement Funding	100,000	5,000	10,000	0
<i>Total</i>		<b>35,000</b>	<b>20,000</b>	<b>0</b>
<i>Comments: The figures reflected are estimated only. Funding supports project implementation such as project management, inspections, contractual services to maintain cleared properties as well as provide materials and project oversight.</i>				

Streets and Infrastructure	FY17 Project Amount	Personnel Costs	Operating Expenses	Capital Outlay
Citywide Street Resurfacing	5,984,838	311,571	63,928	0
<i>Total</i>		<b>311,571</b>	<b>63,928</b>	<b>0</b>
<i>Comments: The figures reflected are estimates only. Funding supports project implementation such as project management, plan review, inspections, etc. Operating expenses cover road testing equipment and materials, reproduction costs of plans, limited construction supplies and any required advertisements.</i>				

<b>Totals by Expenditure Category</b>		<b>395,743</b>	<b>83,928</b>	<b>0</b>
<b>Total Impact on Operating Budget</b>		<b><u>479,671</u></b>		



## CAPITAL IMPROVEMENT PLAN BY COUNCIL STRATEGIC PRIORITIES

REVENUES	<b><u>FY18</u></b>	Planned Year <b><u>FY19</u></b>	Planned Year <b><u>FY20</u></b>	Planned Year <b><u>FY21</u></b>	Planned Year <b><u>FY22</u></b>	<b><u>TOTAL</u></b>
<b>General Fund Revenues</b>						
General Fund Balance Transfer (GFB)	\$3,624,401	\$3,148,872	\$3,148,872	\$3,148,872	\$3,148,872	\$16,219,889
General Fund Operating/Revenue Sharing City (GFR) (VDOT-City) *	3,058,866	3,057,413	3,057,413	3,057,413	3,057,413	\$15,288,518
Dedicated Tax Rate Increase for School Investments	1,000,000	1,000,000	1,000,000	1,000,000	1,000,000	5,000,000
Urban Maintenance Contribution (UMC)	6,354,838	6,651,108	6,839,541	7,033,627	7,233,536	34,112,650
* Includes VDOT-City matching funds						
Total General Fund Revenues:	<b>\$14,038,105</b>	<b>\$13,857,393</b>	<b>\$14,045,826</b>	<b>\$14,239,912</b>	<b>\$14,439,821</b>	<b>\$70,621,057</b>
<b>Other Revenues</b>						
Economic Development Fund (EDF)	\$187,500					\$187,500
General Obligation Bond Proceeds (BP)~ City	7,314,418	11,164,449	4,872,328	13,996,789	7,573,518	44,921,502
General Obligation Bond Proceeds (BP)~ Schools	5,287,500	5,287,500	5,287,500	5,287,500	5,287,500	26,437,500
Pearl Young Bench Grant (PYBG)	23,355					23,355
Stormwater Fund (SWF)	3,080,030	3,518,180	2,245,309	924,587	4,585,000	14,353,106
Stormwater Fund- Fund Balance (SWF-FB)	1,453,100					1,453,100
VDOT Congestion Mitigation and Air Quality Funding				920,000	1,055,000	1,975,000
VDOT Highway Safety Improvement Plan Funding	75,044					75,044
VDOT Smart Scale Funding	1,023,000	1,800,000	600,000	1,489,469	7,180,531	12,093,000
VDOT Revenue Sharing State Match (VDOT-State)	760,185					760,185
Urban Development Action Grant (UDAG)		511,753				511,753
Wastewater Fund (WW)	4,390,000	6,550,000	8,700,000	8,700,000	8,700,000	37,040,000
Total Other Revenues:	<b>\$23,594,132</b>	<b>\$28,831,882</b>	<b>\$21,705,137</b>	<b>\$31,318,345</b>	<b>\$34,381,549</b>	<b>\$139,831,045</b>
<b>GRAND TOTAL ~ Revenues</b>	<b><u>\$37,632,237</u></b>	<b><u>\$42,689,275</u></b>	<b><u>\$35,750,963</u></b>	<b><u>\$45,558,257</u></b>	<b><u>\$48,821,370</u></b>	<b><u>\$210,452,102</u></b>

### Projects by Council Strategic Priorities

#### Education & Engaged Citizenry

Educated & Engaged Citizenry – partnering with the Schools System, Hampton University, Thomas Nelson Community College and other formal and informal educational providers to keep, develop and attract a talented citizenry that will have a positive impact on their community and be able to succeed in the global economy

<b><u>Educated &amp; Engaged Citizenry Projects</u></b>	<b><u>FY18</u></b>	Planned Year <b><u>FY19</u></b>	Planned Year <b><u>FY20</u></b>	Planned Year <b><u>FY21</u></b>	Planned Year <b><u>FY22</u></b>	<b><u>TOTAL</u></b>
Hampton City Schools General Maintenance Projects	\$2,387,500	\$2,387,500	\$2,387,500	\$2,387,500	\$2,387,500	\$11,937,500
Hampton City Schools Investment Panel Improvement Projects	2,900,000	2,900,000	2,900,000	2,900,000	2,900,000	14,500,000
Hampton City Schools "One-to-One" Technology Initiative	1,000,000	1,000,000	1,000,000	1,000,000	1,000,000	5,000,000
Thomas Nelson Community College Site Improvements	172,303	169,104	169,104	169,104	169,104	848,719
Total:	<b>\$6,459,803</b>	<b>\$6,456,604</b>	<b>\$6,456,604</b>	<b>\$6,456,604</b>	<b>\$6,456,604</b>	<b>\$32,286,219</b>



# CAPITAL IMPROVEMENT PLAN BY COUNCIL STRATEGIC PRIORITIES

## Living With Water

**Living with Water – addressing coastal resiliency, reoccurring flooding, waterways, and environmental sustainability while enhancing our tax base and**

<b>Living with Water Projects</b>	<b>FY18</b>	Planned Year <b>FY19</b>	Planned Year <b>FY20</b>	Planned Year <b>FY21</b>	Planned Year <b>FY22</b>	<b>TOTAL</b>
Air Power Park Water Quality Improvements	\$115,000					\$115,000
Amherst Road Wetlands		125,000				125,000
Bromsgrove Drive Swale Conversion					36,527	36,527
Buckroe Avenue Wetland	200,000					200,000
Buckroe Beach Nourishment {local funds}	250,000	1,050,000				1,300,000
Buckroe Shopping Mall Wetlands	175,000					175,000
Butler Farm Road Wet Pond			200,000			200,000
Cherry Acres Swale Conversion	64,300	366,700				431,000
Coliseum Lake Weir Repair	75,000	375,000				450,000
Fields Drive Wetland			50,000			50,000
Focal Point Modular BioCell			95,600			95,600
Gosnold Hope Park Maintenance Dredge	305,000					305,000
Gosnold Hope Park Wet Swales					7,373	7,373
Hall Road Wetland		100,000				100,000
Hampton High School Constructed Wetland			107,711			107,711
Hampton Woods Constructed Wetlands			76,100			76,100
Hampton YMCA Created Wetland			133,416			133,416
Hunt Club Boulevard Wetland Retrofit					53,859	53,859
Jones Magnet Middle School Detention Pond	90,000					90,000
Kecoughtan Road Constructed Wetland	66,200	376,900				443,100
King Street Wetland	101,900	705,245				807,145
Kraft Elem Ext. Detention Wetland		150,000				150,000
Lantana Condos Extended Detention Pond					65,544	65,544
Lindsay Middle School & W. Hampton Community Ctr Wetland					50,879	50,879
Linear Wetland (Mohawk/Eastmoreland)	49,700	155,100				204,800
Mercury Blvd Interchange Pond Conv.		125,000				125,000
Mercury Blvd Wetland			175,000			175,000
Merrimack Elementary Wetland	273,130					273,130
Monticello Town Homes & Bridgewater Apts. Wet Pond					149,000	149,000
Neighborhood Stormwater Improvements	585,000	585,000	585,000	585,000	585,000	2,925,000
Northampton Neighborhood Amended Grass Swales			60,900			60,900
Pembroke/Industrial Park Wet Pond			65,320			65,320
Pochin Place/Indian Creek	1,453,100					1,453,100
Riverchase Townhomes Extended Detention Pond {Back River}					127,929	127,929
Robert E. Lee Elementary Bioretention					57,173	57,173
Salt Pond Dredging		705,000				705,000
Salt Pond Inlet Improvement				3,070,000		3,070,000
Thomas Eaton Middle Bioretention	210,000					210,000
Water Quality Improvements from on-going Watershed Studies	389,800			235,587	3,308,004	3,933,391
Watershed Studies		454,235	696,262	104,000		1,254,497
William Cooper Elementary Dry Pond	135,000					135,000
Winchester Drive Drainage Improvements	550,000					550,000
YH Thomas Community Center Wet Pond					143,712	143,712
<b>Total:</b>	<b>\$5,088,130</b>	<b>\$5,273,180</b>	<b>\$2,245,309</b>	<b>\$3,994,587</b>	<b>\$4,585,000</b>	<b>\$21,186,206</b>



# CAPITAL IMPROVEMENT PLAN BY COUNCIL STRATEGIC PRIORITIES

## Good Government

**Good Government – attracting, retaining, developing and rewarding high quality public servants that are committed to being stewards of community resources and trust, providing great customer service and demonstrating the highest level of ethical conduct**

<u>Good Government Projects</u>	<u>FY18</u>	Planned Year <u>FY19</u>	Planned Year <u>FY20</u>	Planned Year <u>FY21</u>	Planned Year <u>FY22</u>	<u>TOTAL</u>
Citywide Flashing Yellow Traffic Signals	\$75,044					\$75,044
Citywide Street Resurfacing	5,984,838	6,281,108	6,469,541	6,663,627	6,863,536	32,262,650
Citywide Traffic Signal System Retiming					1,055,000	1,055,000
Contingency	100,000	100,000	100,000	100,000	100,000	500,000
Infrastructure Rehabilitation Program (Wastewater Fund)	4,390,000	6,550,000	8,700,000	8,700,000	8,700,000	37,040,000
Little Back River Road Reconstruction			600,000	1,489,469	7,180,531	9,270,000
North Campus Parkway/Magruder New Traffic Signal		150,000				150,000
Maintenance of Public Properties {Facilities}	2,500,000	2,067,930	3,000,000	2,500,000	3,000,000	13,067,930
Re-engineering Technology	100,000	100,000	100,000	100,000	100,000	500,000
Salt Dome Replacement	1,200,000					1,200,000
Street Resurfacing- VDOT Allocation to Fort Monroe	370,000	370,000	370,000	370,000	370,000	1,850,000
Total:	<b>\$14,719,882</b>	<b>\$15,619,038</b>	<b>\$19,339,541</b>	<b>\$19,923,096</b>	<b>\$27,369,067</b>	<b>\$96,970,624</b>

## Safe & Clean Community

**Safe & Clean Community – ensuring that all Hampton citizens and businesses are safe, healthy, and secure in their persons and property. The projects in this category include Blighted property acquisition/demolition and lease payments for the Motorola radio system.**

<u>Safe &amp; Clean Community Projects</u>	<u>FY18</u>	Planned Year <u>FY19</u>	Planned Year <u>FY20</u>	Planned Year <u>FY21</u>	Planned Year <u>FY22</u>	<u>TOTAL</u>
911/Emergency Operations Center {EOC}				\$8,448,000	\$4,098,567	\$12,546,567
Emergency Operations Center Parking Lot	200,000					200,000
Blighted Property Acquisition and Demolition	250,000	250,000	250,000	250,000	250,000	1,250,000
Commercial Blight Abatement and Redevelopment	600,000	700,000	700,000	700,000	700,000	3,400,000
Jail Repairs	627,000					627,000
Kecoughtan Road/ Fire Station Improvements		150,000	313,380	130,370	43,750	637,500
Motorola Lease Payment	1,756,289	1,756,289	1,756,289			5,268,867
Police Patrol Vehicles	477,900	216,800	221,200	225,600	230,000	1,371,500
Radio System Subscriber Replacement {General Fund}				860,000	860,000	1,720,000
Replacing LifePaks 12	727,492					727,492
Wythe Fire Station		7,032,144				7,032,144
Total:	<b>\$4,638,681</b>	<b>\$10,105,233</b>	<b>\$3,240,869</b>	<b>\$10,613,970</b>	<b>\$6,182,317</b>	<b>\$34,781,070</b>

## Economic Growth

**Economic Growth – generating the resources necessary to support the services the community desires and produce quality jobs for our citizens**

<u>Economic Growth Projects</u>	<u>FY18</u>	Planned Year <u>FY19</u>	Planned Year <u>FY20</u>	Planned Year <u>FY21</u>	Planned Year <u>FY22</u>	<u>TOTAL</u>
Commerce Drive Extension	\$1,150,000					\$1,150,000
Coliseum Drive Extension - Phase A	1,023,000	1,800,000				2,823,000
Hampton Roads Center Improvements	187,500					187,500
Housing Improvement Grants	100,000	100,000	100,000	100,000	100,000	500,000
Strategic Acquisition City	750,000	750,000	750,000	750,000	750,000	3,750,000
Total:	<b>\$3,210,500</b>	<b>\$2,650,000</b>	<b>\$850,000</b>	<b>\$850,000</b>	<b>\$850,000</b>	<b>\$8,410,500</b>



# CAPITAL IMPROVEMENT PLAN BY COUNCIL STRATEGIC PRIORITIES

## Place Making

**Place Making – creating vibrant and authentic places that reflect and celebrate the unique culture, history, and character of our community**

<u>Place Making Projects</u>	<u>FY18</u>	Planned Year <u>FY19</u>	Planned Year <u>FY20</u>	Planned Year <u>FY21</u>	Planned Year <u>FY22</u>	<u>TOTAL</u>
City-wide and Downtown Landscaping Enhancements	\$100,000	\$100,000	\$100,000	\$100,000	\$100,000	\$500,000
Community Sailing Center {Fort Monroe}	415,000					415,000
Cunningham Drive Sidewalk				920,000		920,000
King Street Bus Stop Improvements	29,871				59,742	89,613
Neighborhood Improvement Funding	100,000		100,000	100,000	100,000	400,000
North King Street Streetscape {Lincoln Street to I-64}	370,370					370,370
North King Street Streetscape {I-64-Mercury}		237,720	418,640	100,000	118,640	875,000
Park, Recreation & Leisure Services Maintenance	2,500,000	2,000,000	3,000,000	2,500,000	3,000,000	13,000,000
Pembroke Avenue Streetscape (King St. to Armistead)		247,500				247,500
Total:	<b><u>\$3,515,241</u></b>	<b><u>\$2,585,220</u></b>	<b><u>\$3,618,640</u></b>	<b><u>\$3,720,000</u></b>	<b><u>\$3,378,382</u></b>	<b><u>\$16,817,483</u></b>
<b>GRAND TOTAL ~ Projects by Council Strategic Initiatives</b>	<b><u>\$37,632,237</u></b>	<b><u>\$42,689,275</u></b>	<b><u>\$35,750,963</u></b>	<b><u>\$45,558,257</u></b>	<b><u>\$48,821,370</u></b>	<b><u>\$210,452,102</u></b>