



19. Capital Improvement Plan (CIP) Budget

Table of Contents

Capital Budget General Overview

Capital Improvement Plan (CIP) Timeline

CIP Revenues and Expenditures Graphs

CIP Budget - Next Fiscal Year

CIP by Council Priority

CIP Impact on Operating Budget



General Overview

What is a Capital Improvement Plan?

A Capital Improvement Plan (CIP) is a five-year expenditure plan that addresses the acquisition of property and equipment, new construction and other major improvements to existing public facilities. The first year of the CIP is incorporated into the Manager's Recommended Budget as the Capital Budget component for the respective year.

Each locality establishes its own criteria for capital improvement projects. The criterion established by the City of Hampton is that a capital project must have a total cost in excess of \$50,000 and a life expectancy of at least five years, at a minimum. Although the nature and scope of capital improvement projects vary, each project can usually be classified into one of the following Strategic Priority categories:

1. Economic Growth – generating the resources necessary to support the services the community desires and produce quality jobs for our citizens.
2. Place Making – creating vibrant and authentic places that reflect and celebrate the unique culture, history and character of our community.
3. Living with Water – addressing coastal resiliency, reoccurring flooding, waterways and environmental sustainability while enhancing our tax base and quality of life.
4. Educated and Engaged Citizenry – partnering with the Schools System, Hampton University, Thomas Nelson Community College and other formal and informal educational providers to keep, develop and attract a talented citizenry that will have a positive impact on their community and be able to succeed in the global economy.
5. Safe and Clean – ensuring that all Hampton citizens and businesses are safe, healthy and secure in their persons and property.
6. Good Government – attracting, retaining, developing and rewarding high quality public servants that are committed to being stewards of community resources and trust, providing great customer service and demonstrating the highest level of ethical conduct.
7. Family Resilience & Economic Empowerment – addressing poverty in ways that support families and individual.



Objectives of the Capital Improvement Plan

The objectives of the Capital Improvement Plan serve to:

Prepare the Capital Budget component of the Manager's Recommended Budget. The capital improvement plan serves as one of many planning tools used during the budget development process.

Maintain and protect the City's current bond rating by ensuring that conservative fiscal parameters are exercised when scheduling and implementing projects.

Balance the City's need for new and/or enhanced economic development with existing development and capital renewal needs.

Address and implement critical initiatives outlined in the Council Approved Strategic Area Master Plans which can be accessed on the internet at www.hampton.gov/community-plan under the "Strategic Master Plans" section.

Merge the Hampton City Schools' capital improvement plans with the City's process.

Development Process and Discussions

The annual development process commences with reviewing/analyzing project funding requests. Suggested projects come from a variety of sources such as City departments, City Council, citizen groups and local business communities {referred to as business improvement districts [BIDs] in the City of Hampton}. It is recommended that project submissions from citizen groups and BIDS be submitted through and advocated by a City department to ensure the required due diligence is performed, i.e. feasibility study, cost analysis, etc. At the conclusion of the funding request review process, the CIP Committee meetings commence.

The CIP Committee is comprised of Assistant City Managers, Director of Public Works, Director of Economic Development, Director of Finance, Director of Parks and Recreation, Deputy Director from Community Development, a representative from Hampton City Schools and the CIP Coordinator. Over several months, the CIP Committee takes several steps, which are listed below in general terms, to develop a proposed plan.

- Review and categorize all funding requests (newly submitted requests and unfunded requests from previous years) based on an agreed upon set of criteria.
- Host 'input forums' for the community and with various community partner groups to obtain their input on potential projects and other areas of concern as it relates to capital investments in the community.
- Review and confirm various revenue sources as well as the proposed Plan's compliance with the City's Financial Policies as it relates to debt capacity/affordability.



Revenue Sources

Each project is funded by one or more revenue source. It is the City’s goal to use pay-as-you-go funding for annual, recurring maintenance-type projects. Revenues that the City of Hampton utilizes come from several sources and can be grouped into one of the following four broad categories: federal and state government, General Obligation Bond Proceeds, dedicated funding sources and the General Fund.

Federal and State Government: Revenues from the federal and state government, such as the Virginia Department of Transportation (VDOT) Revenue Sharing program, are typically one-time and dedicated for specific types of projects such as street improvements. In some instances, a match is required from the City.

- VDOT Smart Scale Funding \$1,800,000

General Obligation Bond Proceeds: Many localities fund capital projects using General Obligation Bond Proceeds. Bond proceeds, which work similarly to mortgage loans, are governed strictly by federal and state laws and regulations. The repayment of bonds is usually long-term, i.e. 20 years. In most cases, government regulations require bond proceeds be expended on one-time capital projects within a certain amount of time after the issuance.

- General Obligation Bond Proceeds (City) \$16,417,380
- General Obligation Bond Proceeds (Schools) \$ 6,287,500

Dedicated Funding Sources: At times, the City will dedicate revenues received from certain taxes and fees, as well as land sales, to fund specific projects. An example would be the Sewer User Fee, a portion of which is dedicated to funding drainage improvement projects.

- Stormwater Fund \$4,205,000
- Wastewater Fund \$6,550,000
- Dedicated Tax Rate Increase for Hampton City School Investments \$1,000,000

Contributions from the General Fund: The General Fund is the primary depository of taxes and fees collected for the general operation of the City. The Council Approved Financial Policies dictate the annual use of a minimum of 2%, but no more than 6%, of the estimated General Fund revenues for capital improvements. These funds generally support maintenance-type projects and one-time only capital expenditures.

- General Fund Balance Transfer \$4,629,925
- General Fund Operating Revenue \$3,058,866



Financial Policy Statement

The financial parameters for pay-as-you-go funding for capital improvement projects are that no less than two percent (2%) of estimated revenue for the annual operations of the City, less Schools, shall be devoted to capital expenditures. The total estimated General Fund operating revenues for fiscal year 2019 are \$342,902,674. To adhere to this policy, contributions from the General Fund (GF) which include General Fund Balance Transfer; General Fund Operating Revenues including revenues from a dedicated tax rate increase for City investments in the Master Plans strategic areas; Urban Maintenance Contributions and the revenue sharing local match required by the Virginia Department of Transportation (VDOT) cannot be less than \$6,858,053. For fiscal year 2019, the total amount of funds being transferred from the General Fund to the Capital Projects Fund is \$15,128,732 or 4.41% which is within the City's financial parameters.


A second tier to the City's financial policy was adopted on April 11, 2007 by City Council and states a minimum of 10% to 15% of the total capital improvement expenditures, over a rolling five-year period, shall be funded from General Fund revenues. The five-year CIP totals \$288,706,286 and the 10% to 15% minimum to be funded from General Fund revenues is equal to \$28,870,629 and \$43,305,943 respectively. The City anticipates funding \$72,374,112 or 25% from General Fund revenues. This amount is in compliance with the policy parameters.

For information on the financial policies regarding the maximum amount of debt that the City can issue, please reference the "Financial Summaries and Policies" section of the Fiscal Year 2019 Council Approved Budget document.

Some capital projects have a direct impact on the City's operating budget once the project is acquired or completed. This impact may require on-going expenses for personnel, operating costs and capital outlay. Refer to the schedule entitled "Capital Budget Impact on Operating Budget" in this section regarding those projects and the anticipated impact on the operating budget. Projects funded through debt financing also impact the operating budget through on-going debt service expenses.



Capital Improvement Timeline



Commencement of Annual Process and Staff Preparation for CIP Committee Meetings
August 2017 - November 2017

CIP Committee Meetings
November 2017 – February 2018

Development of the FY 2019-2023 Capital Improvement Plan (CIP)
in conjunction with the FY 2019 Manager's Recommended Budget
November 2017 – April 2018

Community Educational/Input Sessions
February 2018 – March 2018

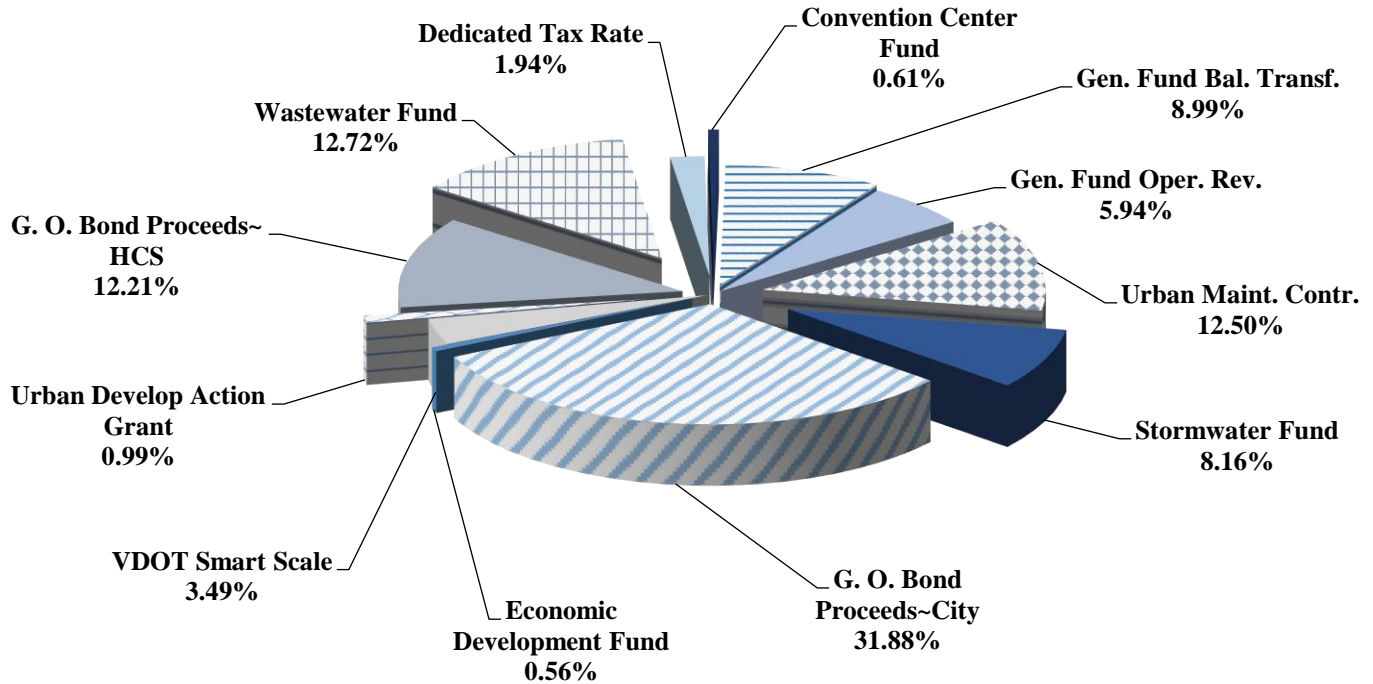
Planning Commission's Public Hearing
April 19, 2018

City Council's Public Hearing and Action
April 25, 2018

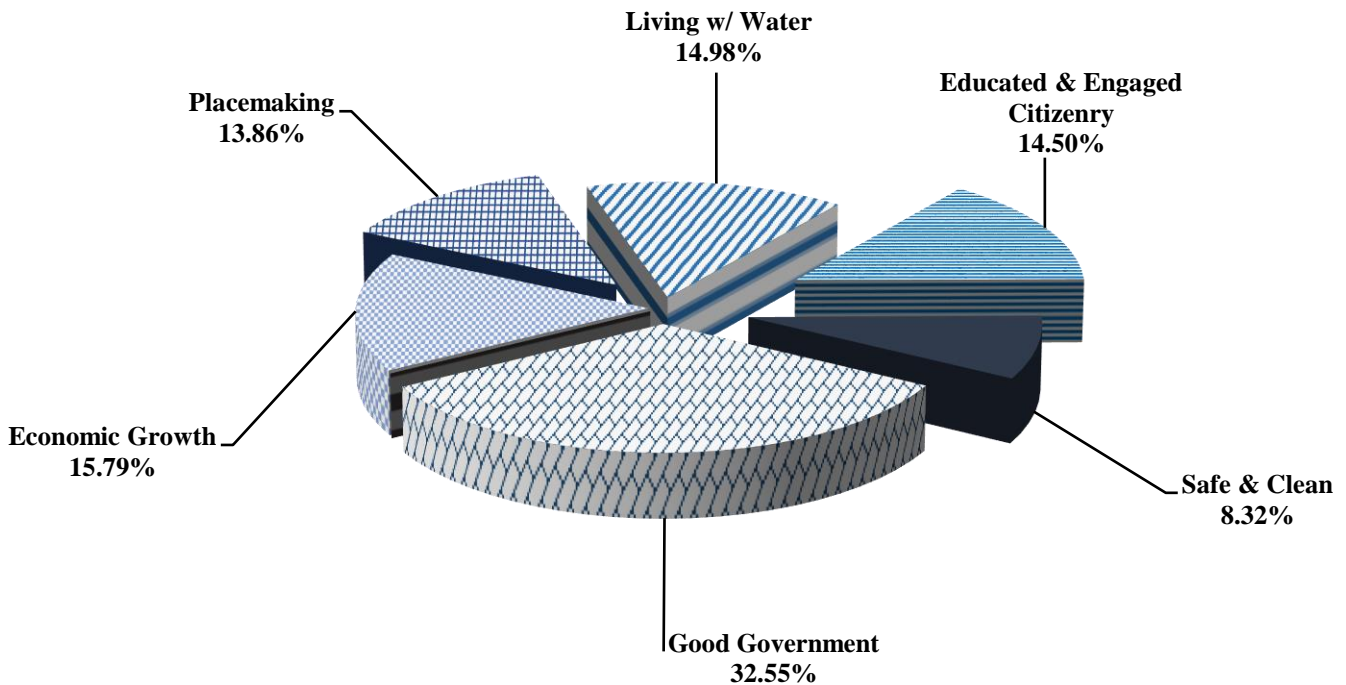
Approval of Manager's Recommended Budget which
incorporates first year of Council Approved FY 2019-2023
Capital Improvement Plan as the Capital Budget
May 9, 2018



Capital Budget Revenues



Capital Budget Expenditures





Revenue Sources	<u>Amount</u>
General Fund Balance Transfer (GFB)	\$4,629,925
General Fund Operating Revenues (GFR)	3,058,866
<i>Dedicated Tax Rate Increase for Schools Investments</i>	1,000,000
Urban Maintenance Contribution (UMC)	6,439,941
Subtotal - General Fund Revenues	\$15,128,732
Economic Development Fund (EDF)	\$290,000
Hampton Roads Convention Center Fund (HRCCF)	\$312,057
General Obligation Bond Proceeds (BP) ~ City	16,417,380
General Obligation Bond Proceeds ~ Schools (BP-S)	6,287,500
Stormwater Fund (SWF)	4,205,000
VDOT Smart Scale Program Funding	1,800,000
Urban Development Action Grant	511,753
Wastewater Fund (WW)	6,550,000
Subtotal - Other Revenues	\$36,373,690
Grand Total Revenues	\$51,502,422

Project Descriptions/Council Strategic Priorities by Category Amount

Educated & Engaged Citizenry

Hampton City Schools Maintenance Projects

General Maintenance Projects	\$2,387,500
School Investment Plan Major Renovation Projects	2,900,000
Accelerated Maintenance Projects	1,000,000
Assist Hampton City Schools with routine and enhanced maintenance projects such as replacing roofs, HVAC units, boilers, fire alarm systems and refurbishing hallways and restrooms, etc.	

Hampton City Schools "One-to-One" Technology Initiative*

Equip students with digital electronic devices to enhance instruction and access to educational content and resources. Use of the digital electronic devices were phased in by grade or course levels until all students in specified grades/courses have devices. A "refresh" is planned for year 4 of the initiative. Beginning in the fifth year, 1/3 of all devices will be refreshed annually.	1,000,000
---	-----------

Thomas Nelson Community College [TNCC] Site Improvements

State mandated contribution towards the site improvements at Thomas Nelson Community College (TNCC) based on the number of Hampton residents enrolled.	178,651
--	---------



<u>Project Descriptions/Council Strategic Priorities by Category</u>	<u>Amount</u>
Economic Growth Projects	
<p><u>Commander Shepard Stormwater Ponds</u></p> <p>Clean up of overgrowth and installation of pond aerators and electrical service to the Commander Shepard stormwater ponds - clearing of tree over growth around east pond leading to NASA.</p>	140,000
<p><u>Coliseum Drive Extension Phase A</u></p> <p>This VDOT Revenue Sharing & Smart Scale Project will consist of a new 1,650-foot long, 4-lane roadway extension of Coliseum Drive from Hampton Roads Center Parkway to Butler Farm Road.</p>	1,800,000
<p><u>Coliseum Drive Redevelopment</u></p> <p>Redevelopment of Coliseum Drive between Mercury Boulevard and Pine Chapel Road to support economic growth and safe and clean goals.</p>	1,500,000
<p><u>Crossroads Parking Expansion</u></p> <p>Construct new parking facilities to offset parking displaced by the proposed development (e.g. commercial, sports facility, aquatics facility) within the Crossroads Initiative area.</p>	80,000
<p><u>Downtown Investments</u></p> <p>Funding to support downtown investments, including supporting the growth of Virginia Tech seafood research facility into a national aquacultural research institute, redevelopment of Bright's Creek, Downtown Acquisitions, Downtown Development and other Downtown Investments.</p>	2,075,480
<p><u>Hampton Roads Convention Center Maintenance</u></p> <p>This project focuses on the need for inspection, evaluation, design, and repair/replacement of major building systems and components to include HVAC, structural, electrical, and plumbing.</p>	312,057
<p><u>Hampton Roads Center North Trail</u></p> <p>The trail will connect the apartments with the current commercial buildings in the park and the Hamptons Golf Course. This will enhance the apartment development, while providing an amenity that will contribute to the ambience of the area.</p>	150,000



<u>Project Descriptions/Council Strategic Priorities by Category</u>	<u>Amount</u>
Economic Growth Projects (cont.)	
<u>Housing Improvement Grants</u>	100,000
<p>The Housing Improvement Grant program provides funding to continue the expansion of the Curb Appeal Matching Grant Program to neighborhoods included within adopted Master Plans areas. The program provides matching grants for exterior property improvements that are consistent with the Curb Appeal Guide for the area. Grant recipients are required to match the City's contribution dollar for dollar.</p>	
<u>Housing Improvement Fund</u>	560,000
<p>Expand Curb Appeal Matching Grant Program to Master Plan neighborhoods; supports exterior property improvements & stimulates private investment in the targeted neighborhoods.</p>	
<u>Housing Redevelopment Fund</u>	427,584
<p>Supporting redevelopment of residential and small commercial properties by buying property; demolishing rundown structures; and facilitating market-rate redevelopment.</p>	
<u>Infill Development</u>	236,600
<p>Reimbursements to federal programs to remove restrictions so properties can be used for market-rate housing rather than lower-income homes.</p>	
<u>Strategic Acquisition City</u>	750,000
<p>Funding for acquisition of strategic property throughout the City of Hampton. Property is needed to further Master Plan recommendations for revitalization and to assist with the city's economic development objectives.</p>	

Good Government Projects

<u>Citywide Street Resurfacing</u>	6,069,941
<p>Resurface and/or reconstruct arterial and residential streets throughout the City. A street resurfacing schedule is developed annually by the Department of Public Works.</p>	



<u>Project Descriptions/Council Strategic Priorities by Category</u>	<u>Amount</u>
Good Government Projects (cont'd)	
<p><u>Contingency Funds</u></p> <p>Funding source to cover cost overruns and change orders for previously approved General Fund projects that exceed the original estimated cost due to increases in materials, labor, project delays, etc.</p>	101,453
<p><u>Human Resources & Payroll System Upgrade</u></p> <p>This project replaces the City of Hampton's current aging payroll/resource (Infinium) system. The new system streamlines several outdated processes and creates efficiencies to include features that will allow for more effective managing of critical Human Resources activities/functions.</p>	1,005,524
<p><u>Infrastructure Rehabilitation Program</u></p> <p>A series of rehabilitation projects to assist the City in meeting the requirements of the regional consent order mandated by the Department of Environmental Quality (DEQ). The rehabilitation plan includes upgrading and/or replacing portions of the sanitary sewer system (Flow Area 208 which is in the Claremont Area of Hampton). This is 1 of 83 flow basins that will need rehabilitation over the next 25 years. Overall project cost is estimated at \$140 million.</p>	6,550,000
<p><u>Maintenance of Public Properties</u></p> <p>Inspect, evaluate, design and repair or replace existing major building systems and components to include HVAC, structural, electrical and plumbing in selected buildings.</p>	2,567,930
<p><u>Re-engineering Technology</u></p> <p>Re-engineering projects enhance service delivery and improve customer satisfaction. Teams are comprised of customers and employees who partner to re-design applicable processes for cost effectiveness while improving speed, quality and convenience of services. Since its inception, funding has been utilized to connect all City departments to the financial system through personal computer networks and develop a one call, one contact customer information and problem resolution/response line - "311."</p>	100,000
<p><u>Street Resurfacing-VDOT Allocation to Fort Monroe</u></p> <p>Resurface and/or reconstruct arterial and residential streets throughout Ft. Monroe.</p>	370,000



<u>Project Descriptions/Council Strategic Priorities by Category</u>	<u>Amount</u>
Living with Water Projects	
<p><u>Buckroe Beach Nourishment</u></p> <p>Buckroe Beach is a federal flood reduction project. On June 16, 2004, the city executed a cost share agreement with the Federal Government. Subsequent to this agreement the Federal Government no longer provides nourishment funding under the Continuing Authorities Program. This project will replenish the sand at the beach.</p>	\$1,050,000
<p><u>Bulkhead-Downtown Marina & Maritime Center Repairs</u></p> <p>Repairs to bulkhead as identified in a December 2015 underwater inspection. This project also includes maintenance and repair activities needed at the Maritime Center to address low hanging utilities under the building, as well as, concrete repairs identified in a 2018 facilities inspection.</p>	425,000
<p><u>Cherry Acres Swale Conversion</u></p> <p>This project consists of deepening and widening an existing channel bottom to 10 feet and establishing 2:1 side slopes.</p>	370,000
<p><u>Coliseum Lake Weir Repair</u></p> <p>A geotechnical study of the existing weir indicated that since the initial 2013 study of the dam embankment, water is migrating through the embankment due to unsuitable material, which could lead to dam failure.</p>	375,000
<p><u>Kecoughtan Road Constructed Wetland</u></p> <p>Construction of a stormwater management facility in the parcels northwest of the Kecoughtan Road and W. Sunset Road intersection.</p>	380,000
<p><u>King Street Wetland</u></p> <p>This project consists of creating a wetland and a spillway, to treat stormwater prior to outfall to the I-64 ditch.</p>	710,000
<p><u>Linear Wetland {Mohawk/Eastmoreland}</u></p> <p>This project will deepen and widen an existing ditch and provide 2:1 side slopes. Water quality will be provided by adding a weir to create a linear wetland.</p>	160,000
<p><u>MS-4 Permit Activities</u></p> <p>The City has a Municipal Separate Storm Sewer System (MS4) Permit, which is issued by the state; and, required under federal regulations through the Clean Water Act. This will provide funding for various activities associated with the MS4.</p>	125,000



<u>Project Descriptions/Council Strategic Priorities by Category</u>	<u>Amount</u>
Living with Water Projects (cont.)	
<u>Neighborhood Stormwater Improvements</u>	585,000
Construct drainage improvements in existing residential neighborhoods to facilitate proper drainage of runoff from public streets and/or to improve maintenance of street infrastructure that would improve drainage.	
<u>Outfall Maintenance</u>	\$300,000
The ongoing maintenance of outfalls ensures the City's storm drainage system functions effectively and minimizes the risk of flooding.	
<u>Salt Pond Inlet Improvement</u>	2,032,613
This project is the second phase of improvements as recommended in the 2010 Salt Ponds Inlet Management Plan and includes the completion of the project (north jetty and other improvements, as necessary).	
<u>Stormwater Management Facilities-Maintenance</u>	750,000
There are over 45 stormwater management facilities (SWMF) located throughout the City of Hampton. These SWMF's require routine maintenance in order to provide water quality and reduce the risk of flooding.	
<u>Stormwater Management Facilities-Retrofit</u>	250,000
Many of the 45 Stormwater Management Facilities (SWMF) located throughout the City require a retrofit to meet current standards for water quality.	
<u>Watershed Studies</u>	200,000
Project involves funding various water quality projects identified in watershed studies.	
Placemaking Projects	
<u>City-wide and Downtown Landscaping Enhancements</u>	100,000
Replace dead trees and damaged plant materials City-wide. Improve plant beds and the appearance of public grounds with seeding, fertilization and weed control. Improve the general appearance of downtown Hampton by planting and/or replacing shrubs, flower beds and various ground coverings at selected public facilities, major thoroughfare medians and other highly visible areas.	



<u>Project Descriptions/Council Strategic Priorities by Category</u>	<u>Amount</u>
Placemaking Projects (cont'd)	
<p><u>Downtown Promenade</u></p> <p>Create a promenade downtown that connects Queens Way with Settlers Landing Road.</p>	100,000
<p><u>Freeman Drive</u></p> <p>This project will realign Freeman Drive from Armistead Avenue to the Greenman property to remove the curves in the road. This project also includes a portion of the Central Park Trail - a shared use trail that will run along Newmarket Creek from the Air Power Park on Mercury Boulevard to Bass Pro on Power Plant Parkway.</p>	650,000
<p><u>King Street Phase 4</u></p> <p>Streetscaping project to provide new sidewalk, landscaping, and lighting on North King Street north of Pembroke Avenue. Utility and traffic signalization work is included as well.</p>	150,000
<p><u>Parks, Recreation and Leisure Services Maintenance</u></p> <p>City-wide improvements projects at schools, parks and other public facilities to include construction and resurfacing of walking paths; resurfacing of tracks and tennis courts and replacement of playground and outdoor fitness stations.</p>	3,140,000
<p><u>War Memorial Stadium</u></p> <p>Upgrade stadium to ADA compliance standards, improve walkways and replace restrooms. Improve parking area, replace locker rooms, repair stands, upgrade infrastructure, install parking lot lights and improve field drainage.</p>	3,000,000
Safe & Clean Projects	
<p><u>Blighted Property Acquisition and Demolition</u></p> <p>Acquisition and demolition of strategically located and general blighted properties in various neighborhoods. This activity has been a key strategy in halting disinvestments in Hampton's neighborhoods. Supplemental funding from the Community Development Block Grant allow blighted property acquisition and demolition to continue at an acceptable level.</p>	250,000
<p><u>Commercial Blight Abatement and Redevelopment</u></p> <p>Acquisition and demolition of strategically located and general blighted commercial properties.</p>	\$700,000



<u>Project Descriptions/Council Strategic Priorities by Category</u>	<u>Amount</u>
Safe & Clean Projects (cont'd)	
<u>Commonwealth Attorney Office Renovations</u>	89,000
Renovate office space encompassing the existing library/conference room area and former server room to improve work flow and increase office space for attorneys, staff, and interns. The project involves restructuring existing wall(s) in the current library/conference room area along with the requisite furnishings and wall fixtures.	
<u>Motorola Lease Payment</u>	1,756,289
Lease purchase payment for recently upgraded radio system which was acquired to conform to the Federal Communications Commission (FCC) recommended Project 25 (P25) standards.	
<u>Personal Protective Equipment Replacement</u>	125,000
According to the National Fire Protection Association (NFPA), the typical life expectancy for PPE is 10 years. To comply with the NFPA and OSHA (Occupation Safety and Health Administration), HDFR must replace its PPE every ten years. This program supports both the career and volunteer personnel, and provide a continuous mechanism to replace on-going damaged, torn, and/or non-compliant PPE.	
<u>Police Academy</u>	1,000,000
Renovate the Performing Arts Center to accommodate the Police Academy.	
<u>Public Safety Equipment (Police Cameras)</u>	366,800
Funding to support the acquisition and replacement of public safety equipment (police cameras). The project will enhance the capabilities of the City's Real-Time Crime Center.	
Grand Total Project Expenditures	<u><u>\$51,502,422</u></u>



REVENUES	FY19	Planned Year FY20	Planned Year FY21	Planned Year FY22	Planned Year FY23	FY19-FY23 Total
General Fund Revenues						
General Fund Balance Transfer ¹	\$4,629,925	\$3,168,872	\$3,168,872	\$3,168,872	\$3,168,872	\$17,305,413
General Fund Operating (GFR)	3,058,866	3,057,413	3,057,413	3,057,413	3,057,413	15,288,518
Dedicated Tax Rate Increase for School Investments	1,000,000	1,000,000	1,000,000	1,000,000	1,000,000	5,000,000
Urban Maintenance Contribution	6,439,941	6,839,541	7,033,627	7,233,536	7,233,536	34,780,181
<i>¹ Includes funding for the Human Resources payroll system upgrade</i>						
Total General Fund Revenues:	\$15,128,732	\$14,065,826	\$14,259,912	\$14,459,821	\$14,459,821	\$72,374,112
Other Revenues						
Economic Development Fund	\$290,000					\$290,000
Hampton Roads Convention Fund	312,057					312,057
General Obligation Bond Proceeds ~ City	16,417,380	26,540,196	21,394,748	26,637,547	20,536,135	111,526,006
General Obligation Bond Proceeds ~ Schools	6,287,500	5,287,500	5,287,500	5,287,500	5,287,500	27,437,500
Stormwater Fund	4,205,000	3,389,235	3,880,309	2,834,214	7,551,100	21,859,858
VDOT Congestion Mitigation and Air Quality Funding			920,000	1,055,000		1,975,000
VDOT Smart Scale Funding	1,800,000	600,000	1,489,469	7,180,531		11,070,000
Urban Development Action Grant	511,753					511,753
Wastewater Fund	6,550,000	8,700,000	8,700,000	8,700,000	8,700,000	41,350,000
Total Other Revenues:	\$36,373,690	\$44,516,931	\$41,672,026	\$51,694,792	\$42,074,735	\$216,332,174
GRAND TOTAL ~ Revenues	\$51,502,422	\$58,582,757	\$55,931,938	\$66,154,613	\$56,534,556	\$288,706,286

EXPENDITURES						
Projects by Council Strategic Priorities						
Education & Engaged Citizenry						
Educated & Engaged Citizenry – partnering with the Schools System, Hampton University, Thomas Nelson Community College and other formal and informal educational providers to keep, develop and attract a talented citizenry that will have a positive impact on their community and be able to succeed in the global economy.						
Educated & Engaged Citizenry Projects						
	FY19	Planned Year FY20	Planned Year FY21	Planned Year FY22	Planned Year FY23	FY19-FY23 Total
Hampton City Schools Accelerated Maintenance Projects	\$1,000,000					1,000,000
Hampton City Schools General Maintenance Projects	2,387,500	2,387,500	2,387,500	2,387,500	2,387,500	11,937,500
Hampton City Schools Investment Panel Improvement Projects	2,900,000	2,900,000	2,900,000	2,900,000	2,900,000	14,500,000
Hampton City Schools "One-to-One" Technology Initiative	1,000,000	1,000,000	1,000,000	1,000,000	1,000,000	5,000,000
Thomas Nelson Community College Site Improvements	178,651	179,264	182,849	186,506	190,236	917,506
Total:	\$7,466,151	\$6,466,764	\$6,470,349	\$6,474,006	\$6,477,736	\$33,355,006

Economic Growth						
Economic Growth – generating the resources necessary to support the services the community desires and produce quality jobs for our citizens.						
Economic Growth Projects						
	FY19	Planned Year FY20	Planned Year FY21	Planned Year FY22	Planned Year FY23	FY19-FY23 Total
Commander Shepard Stormwater Ponds	\$140,000					\$140,000
Coliseum Drive Extension - Phase A	1,800,000					1,800,000
Coliseum Drive Redevelopment	1,500,000		4,500,000	3,000,000	3,000,000	12,000,000



Economic Growth (continued)

Economic Growth – generating the resources necessary to support the services the community desires and produce quality jobs for our citizens.

Economic Growth Projects	FY19	Planned Year FY20	Planned Year FY21	Planned Year FY22	Planned Year FY23	FY19-FY23 Total
Crossroads Parking Expansion	80,000		2,320,000			2,400,000
Downtown Investments	2,075,480	3,000,000	4,000,000	3,000,000		12,075,480
Hampton Roads Center Business District Infrastructure			1,100,000			1,100,000
Hampton Roads Center North Trail	150,000					150,000
Hampton Roads Convention Center Maintenance	312,057					312,057
Housing Improvement Grants	100,000	100,000	100,000	100,000	100,000	500,000
Housing Improvement Fund	560,000	560,000	560,000	560,000	560,000	2,800,000
Housing Redevelopment Fund	427,584	427,584	427,584	427,584	427,584	2,137,920
Infill Development	236,600					236,600
Sports Tourism Facility (Aquatics Center)		9,150,000			12,850,000	22,000,000
Strategic Acquisition City	750,000	750,000	750,000	750,000	750,000	3,750,000
Total:	\$8,131,721	\$13,987,584	\$13,757,584	\$7,837,584	\$17,687,584	\$61,402,057

Good Government

Good Government – attracting, retaining, developing and rewarding high quality public servants that are committed to being stewards of community resources and trust, providing great customer service and demonstrating the highest level of ethical conduct.

Good Government Projects	FY19	Planned Year FY20	Planned Year FY21	Planned Year FY22	Planned Year FY23	FY19-FY23 Total
Citywide Street Resurfacing	\$6,069,941	\$6,469,541	\$6,663,627	\$6,863,536	\$6,863,536	\$32,930,181
Citywide Traffic Signal System Retiming				1,055,000		1,055,000
Contingency	101,453	100,000	100,000	100,000	100,000	501,453
Human Resources & Payroll System Upgrade	1,005,524					1,005,524
Infrastructure Rehabilitation Program (Wastewater Fund)	6,550,000	8,700,000	8,700,000	8,700,000	8,700,000	41,350,000
Little Back River Road Reconstruction		600,000	1,489,469	7,180,531		9,270,000
Maintenance of Public Properties (Facilities)	2,567,930	3,000,000	2,500,000	3,000,000	3,000,000	14,067,930
Public Works Operations Center			1,000,000	1,000,000		2,000,000
Re-engineering Technology	100,000	100,000	100,000	100,000	100,000	500,000
Street Resurfacing- VDOT Allocation to Fort Monroe	370,000	370,000	370,000	370,000	370,000	1,850,000
VDOT Local Match		665,000	665,000	665,000	665,000	2,660,000
Total:	\$16,764,848	\$20,004,541	\$21,588,096	\$29,034,067	\$19,798,536	\$107,190,088

Living With Water

Living with Water – addressing coastal resiliency, reoccurring flooding, waterways, and environmental sustainability while enhancing our tax base and quality of life.

Living with Water Projects	FY19	Planned Year FY20	Planned Year FY21	Planned Year FY22	Planned Year FY23	FY19-FY23 Total
Amherst Road Wetlands		\$125,000				\$125,000
Bromsgrove Drive Swale Conversion				36,527		36,527
Buckroe Avenue Wetland		200,000				200,000
Buckroe Beach Nourishment	1,050,000					1,050,000
Buckroe Shopping Mall Wetlands				175,000		175,000
Bulkhead-Downtown Marina & Maritime Center Repairs	425,000					425,000



Living With Water (continued)

Living with Water – addressing coastal resiliency, reoccurring flooding, waterways, and environmental sustainability while enhancing our tax base and quality of life.

<u>Living with Water Projects</u>	<u>FY19</u>	Planned Year <u>FY20</u>	Planned Year <u>FY21</u>	Planned Year <u>FY22</u>	Planned Year <u>FY23</u>	<u>FY19-FY23 Total</u>
Butler Farm Road Wet Pond			200,000			200,000
Cherry Acres Swale Conversion	370,000					370,000
Coliseum Lake Weir Repair	375,000					375,000
Fields Drive Wetland			50,000			50,000
Focal Point Modular BioCell			95,600			95,600
Hall Road Wetland		100,000				100,000
Hampton High School Constructed Wetland			107,711			107,711
Hampton Woods Constructed Wetlands			76,100			76,100
Hampton YMCA Created Wetland			133,416			133,416
Hunt Club Boulevard Wetland Retrofit					53,859	53,859
Jones Magnet Middle School Detention Pond		\$90,000				\$90,000
Kecoughtan Road Constructed Wetland	380,000					380,000
King Street Wetland	710,000					710,000
Kraft Elem Ext. Detention Wetland		150,000				150,000
Lantana Condos Extended Detention Pond					65,544	65,544
Lindsay Middle School & W. Hampton Community Ctr Wetland					50,879	50,879
Linear Wetland (Mohawk/Eastmoreland)	160,000					160,000
Mercury Blvd Interchange Pond Conversion		125,000				125,000
Mercury Blvd Wetland			175,000			175,000
Merrimack Elementary Wetland				273,100		273,100
Monticello Town Homes & Bridgewater Apts. Wet Pond					149,000	149,000
MS-4 Permit Activities	125,000	125,000	125,000	125,000	125,000	625,000
Neighborhood Stormwater Improvements	585,000	585,000	585,000	585,000	585,000	2,925,000
Northampton Neighborhood Amended Grass Swales			60,900			60,900
Outfall Maintenance	300,000	300,000	300,000	300,000	300,000	1,500,000
Pembroke/Industrial Park Wet Pond			65,320			65,320
Riverchase Townhomes Extended Detention Pond {Back River}					127,929	127,929
Robert E. Lee Elementary Bioretention					57,173	57,173
Salt Pond Dredging			705,000			705,000
Salt Pond Inlet Improvement	2,032,613					2,032,613
Stormwater Management Facilities-Maintenance	750,000	750,000	750,000	750,000	750,000	3,750,000
Stormwater Management Facilities-Retrofit	250,000	250,000	250,000	250,000	250,000	1,250,000
Thomas Eaton Middle Bio-Retention			210,000			210,000
Water Quality Improvements from on-going Watershed Studies				235,587	308,004	543,591
Watershed Studies	200,000	454,235	696,262	104,000		1,454,497
William Cooper Elementary Dry Pond		135,000				135,000
YH Thomas Community Center Wet Pond					143,712	143,712
TBD Projects (SWF)					4,585,000	4,585,000
Total:	\$7,712,613	\$3,389,235	\$4,585,309	\$2,834,214	\$7,551,100	\$26,072,471



Placemaking						
Placemaking – creating vibrant and authentic places that reflect and celebrate the unique culture, history, and character of our community.						
Placemaking Projects	FY19	Planned Year FY20	Planned Year FY21	Planned Year FY22	Planned Year FY23	FY19-FY23 Total
Enhanced Park Maintenance & Buckroe Boardwalk Renovation		\$1,000,000	\$3,000,000	\$2,000,000		\$6,000,000
City-wide and Downtown Landscaping Enhancements	100,000	100,000	100,000	100,000	100,000	500,000
Cunningham Drive Sidewalk			920,000			920,000
Downtown Promenade	100,000					100,000
Freeman Drive	650,000					650,000
King Street Bus Stop Improvements				59,742		59,742
King Street Phase 4	150,000					150,000
Neighborhood Improvement Funding		100,000	100,000	100,000	100,000	400,000
Neighborhood Pools		500,000	500,000			1,000,000
Parks Improvement & Place Making		300,000				300,000
Park, Recreation & Leisure Services Maintenance	3,140,000	2,500,000	2,500,000	3,000,000	2,500,000	13,640,000
War Memorial Stadium	3,000,000					3,000,000
Total:	\$7,140,000	\$4,500,000	\$7,120,000	\$5,259,742	\$2,700,000	\$26,719,742

Safe & Clean Community						
Safe & Clean Community – ensuring that all Hampton citizens and businesses are safe, healthy, and secure in their persons and property. The projects in this category include Blighted property acquisition/demolition and lease payments for the Motorola radio system.						
Safe & Clean Community Projects	FY19	Planned Year FY20	Planned Year FY21	Planned Year FY22	Planned Year FY23	FY19-FY23 Total
911/Emergency Operations Center (EOC)			\$100,000	\$12,400,000		\$12,500,000
Blighted Property Acquisition and Demolition	250,000	250,000	250,000	250,000	250,000	1,250,000
Commercial Blight Abatement and Redevelopment	700,000	700,000	700,000	700,000	700,000	3,500,000
Commonwealth Attorney Office Renovations	89,000					89,000
Motorola Lease Payment	1,756,289	1,756,289				3,512,578
Personal Protective Equipment Replacement	125,000	125,000	125,000	125,000	125,000	625,000
Police Academy	1,000,000					1,000,000
Police Patrol Vehicles		221,200	225,600	230,000	234,600	911,400
Public Safety Equipment (Police Cameras)	366,800	150,000	150,000	150,000	150,000	966,800
Radio System Subscriber Replacement {General Fund}			860,000	860,000	860,000	2,580,000
Wythe Fire Station		7,032,144				7,032,144
Total:	\$4,287,089	\$10,234,633	\$2,410,600	\$14,715,000	\$2,319,600	\$33,966,922
GRAND TOTAL ~ Projects by Council Strategic Initiatives	\$51,502,422	\$58,582,757	\$55,931,938	\$66,154,613	\$56,534,556	\$288,706,286



Capital Budget Impact on Operating Budget

Reflected below are Council approved capital projects whose implementation has a direct impact on the City's General Fund operating budget. Please note that this list is not representative of the entire list of capital projects approved for funding in fiscal year 2019.

Impact on Operating Expenses
{by the three expenditure categories}

Good Government	FY19 Project Amount	Personnel Costs	Operating Expenses	Capital Outlay
Citywide Street Resurfacing	6,069,941	320,919	65,845	
Human Resources & Payroll System Upgrade	1,005,524		11,671	
Public Facility Improvements	2,067,930	49,172		
<i>Total</i>		370,091	77,516	

Comments: The figures reflected are estimates only. Funding supports project implementation such as project management; additional/on-going architectural and engineering design; limited construction materials and supplies; contracting costs for subsequent landscaping maintenance for acquired property and various use permits.

Economic Growth	FY19 Project Amount	Personnel Costs	Operating Expenses	Capital Outlay
Housing Improvement Grants	100,000	15,000	5,000	
<i>Total</i>		15,000	5,000	

Comments: The figures reflected are estimated only. Funding supports project implementation such as project management, inspections, contractual services to maintain cleared properties as well as provide materials and project oversight.

Totals by Expenditure Category		385,091	82,516	
---------------------------------------	--	----------------	---------------	--

Total Impact on Operating Budget 467,607